



# Clip Sectional Series

Designed by Ransom Culler

## Base Options

Stainless steel with metal finishes.

Custom powder coat finish - call for pricing.

Wood bases are made of hardwood plywood core faced with maple veneer with wood finishes. **Must specify wood finish.**

Custom paint finishes for wood bases - minimum 20% upcharge.

Solid Acrylic base.

Ganging Brackets Standard.

## Upholstery Options

Contrasting fabrics of different grades - use higher grade pricing

Same grade fabric combination - 160

Contrasting welt - 160

For COM, refer to COM form for fabric application details.

## Cushion Options

Springdown with 2.5 density foam seat and trillium fiber back is standard.

Down may be swapped for synthetic fiber upon request.

Extra firm cushioning - 160


## Maple Wood Finish Options



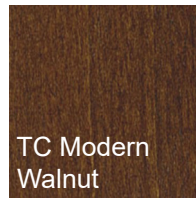
TC Grey



TC Urban




TC White




TC Modern Walnut




TC Storm



TC Ebony




TC Espresso




TC Graphite



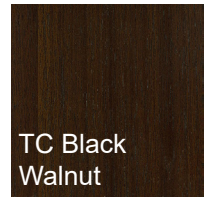
TC Natural



TC Nutty Brown




TC Walnut



TC Black Walnut



TC Raspberry Rain



TC Orange Crush



TC Lemon Zest




TC Grasshopper




TC Fireball



TC Electric Blue



TC Pool Party



TC Night Club

## Acrylic Finish



Acrylic (AC)



Frost White Acrylic (FX)



Chill Gray Acrylic (GX)

## Metal Finish Options



Polished Stainless



Brushed Bronze



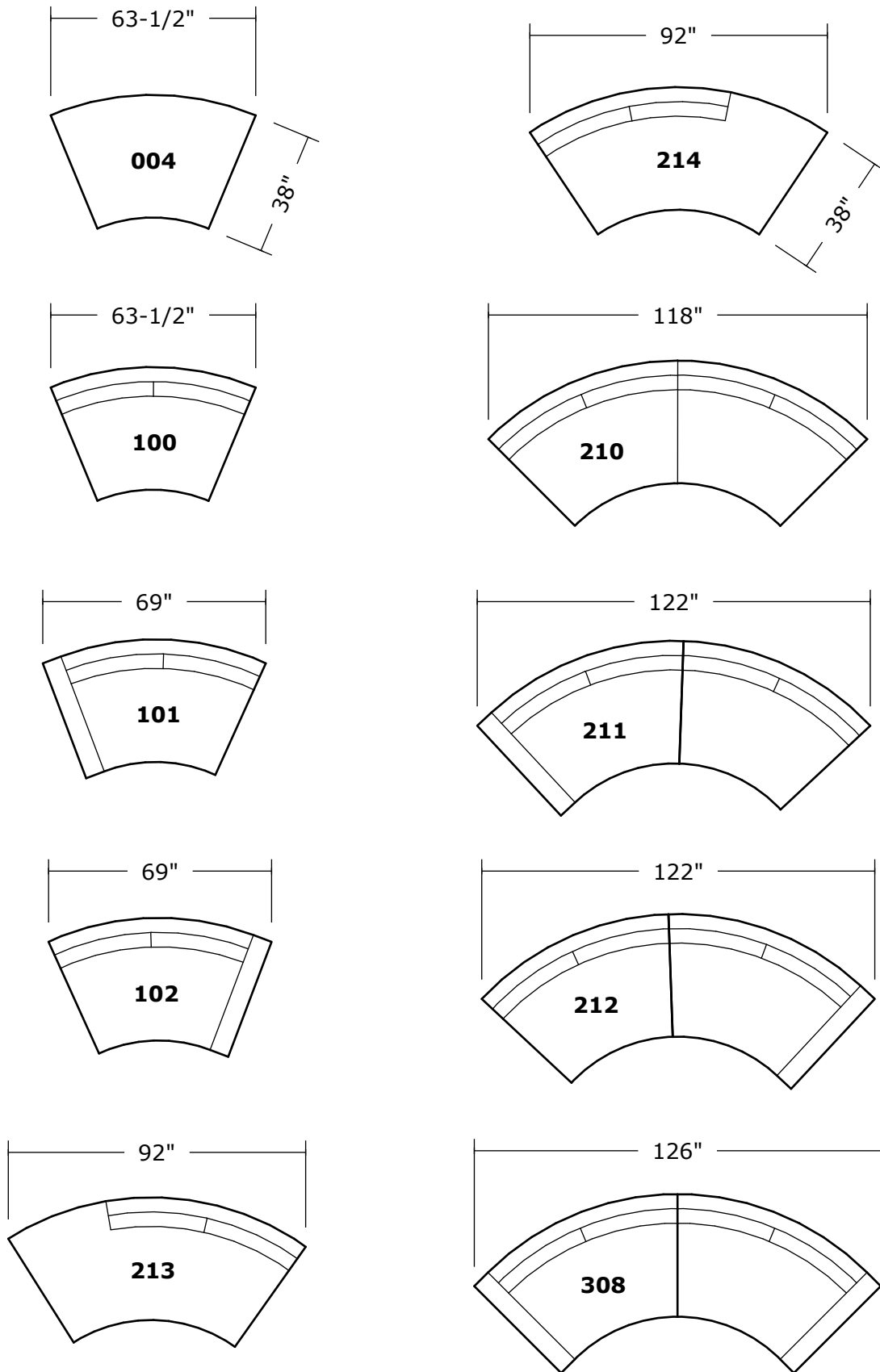
Black Powder Coat

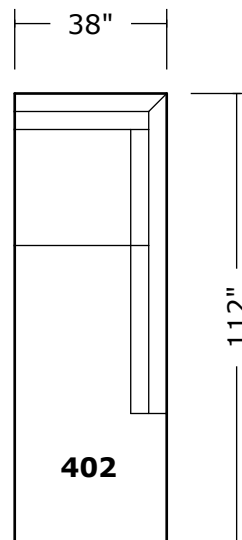
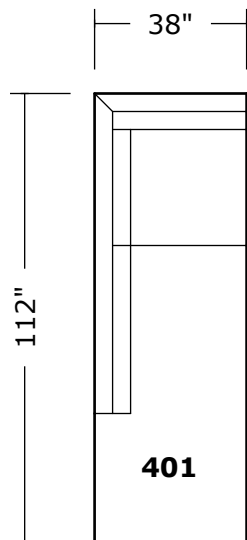
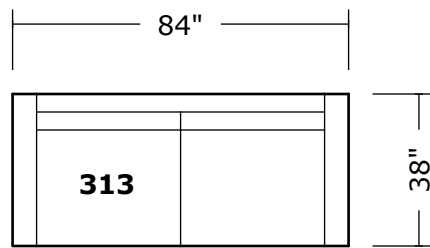
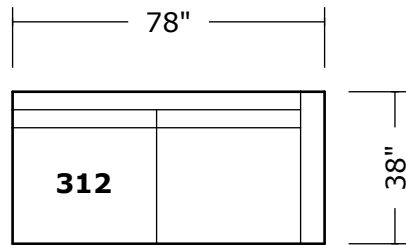
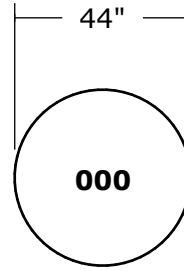
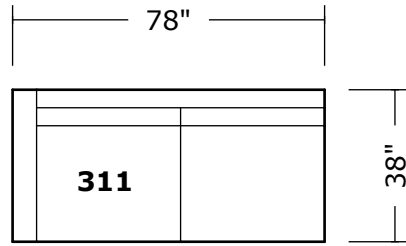



White Powder Coat



Grey Powder Coat







## Clip Round Table Ottoman

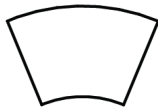
**\*For wood base, must specify wood finish.**

Foam/Fiber Tight Seat

Model No.	W x D x H in	Seat Depth	Seat Height	Arm Height	Ydg	SqFt	lbs
C1434-000	Dia44 x H17	44	17	N/A	4	80	60

Finish	COM	COL	AA	BB	CC	DD	EE	FF	GG	HH
C1434-000-AC Acrylic	4732	4980	4980	5322	5663	6227	6791	7355	7919	8479
C1434-000-FX Frost White Acrylic	5520	5768	5768	6110	6451	7015	7579	8143	8707	9267
C1434-000-GX Chill Gray Acrylic	5520	5768	5768	6110	6451	7015	7579	8143	8707	9267
C1434-000-PS Polished Stainless	4481	4683	4683	5127	5572	6153	6736	7319	7901	8480
C1434-000-B Brushed Bronze	4732	4980	4980	5322	5663	6227	6791	7355	7919	8479
C1434-000-BPC Black Powder Coat	4732	4980	4980	5322	5663	6227	6791	7355	7919	8479
C1434-000-GPC Grey Powder Coat	4732	4980	4980	5322	5663	6227	6791	7355	7919	8479
C1434-000-WPC White Powder Coat	4732	4980	4980	5322	5663	6227	6791	7355	7919	8479
C1434-000-MPL Maple Wood	3292	3545	3545	3924	4303	4825	5346	5867	6389	6910



## Clip Curved Ottoman

**For wood base, must specify wood finish.**

Springdown Seat

Model No.	W x D x H in	Seat Depth	Seat Height	Arm Height	Ydg	SqFt	lbs
C1434-004	64 x 38 x 18	38	18	N/A	7	140	80

Finish	COM	COL	AA	BB	CC	DD	EE	FF	GG	HH
C1434-004-AC Acrylic	6690	7196	7196	7750	8303	9174	10045	10916	11791	12660
C1434-004-FX Frost White Acrylic	7478	7984	7984	8538	9091	9962	10833	11704	12579	13448
C1434-004-GX Chill Gray Acrylic	7478	7984	7984	8538	9091	9962	10833	11704	12579	13448
C1434-004-PS Polished Stainless	5040	5546	5546	6100	6653	7524	8395	9266	10141	11010
C1434-004-B Brushed Bronze	5700	6206	6206	6760	7313	8184	9055	9926	10801	11670
C1434-004-BPC Black Powder Coat	5700	6206	6206	6760	7313	8184	9055	9926	10801	11670
C1434-004-GPC Grey Powder Coat	5700	6206	6206	6760	7313	8184	9055	9926	10801	11670
C1434-004-WPC White Powder Coat	5700	6206	6206	6760	7313	8184	9055	9926	10801	11670
C1434-004-MPL Maple Wood	4050	4556	4556	5110	5663	6534	7405	8276	9151	10020

Clip Tray



Model No.	W x D x H in	Seat Depth	Seat Height	Arm Height	Ydg	SqFt	lbs
C1434-08	Dia34 x H1.5	N/A	N/A	N/A	N/A	N/A	40

Finish	Cost
C1434-08-MPL Maple Wood	1175
C1434-08-PS Polished Stainless	2050
C1434-08-B Brushed Bronze	2050
C1434-08-BPC Black Powder Coat	2050
C1434-08-GPC Grey Powder Coat	2050
C1434-08-WPC White Powder Coat	2050

Clip Armless Chair

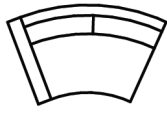


\*For wood base, must specify wood finish.

Springdown Seat  
Trillium Fiber Back

Model No.	W x D x H in	Seat Depth	Seat Height	Arm Height	Ydg	SqFt	lbs
C1434-100	65 x 38 x 30	23	18	26.5	14.5	290	120

Finish	COM	COL	AA	BB	CC	DD	EE	FF	GG	HH
C1434-100-AC Acrylic	9552	10461	10461	11607	12753	14787	16822	18856	20891	22926
C1434-100-FX Frost White Acrylic	10340	11249	11249	12395	13541	15575	17610	19644	21679	23714
C1434-100-GX Chill Gray Acrylic	10340	11249	11249	12395	13541	15575	17610	19644	21679	23714
C1434-100-PS Polished Stainless	9116	9975	9975	11139	12302	14176	16048	17920	19792	21663
C1434-100-B Brushed Bronze	9552	10461	10461	11607	12753	14787	16822	18856	20891	22926
C1434-100-BPC Black Powder Coat	9552	10461	10461	11607	12753	14787	16822	18856	20891	22926
C1434-100-GPC Grey Powder Coat	9552	10461	10461	11607	12753	14787	16822	18856	20891	22926
C1434-100-WPC White Powder Coat	9552	10461	10461	11607	12753	14787	16822	18856	20891	22926
C1434-100-MPL Maple Wood	7095	7954	7954	9187	10420	12032	13643	15255	16865	18475



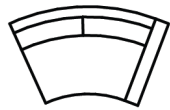
## Clip Left Arm Facing

**\*For wood base, must specify wood finish.**

Springdown Seat  
Trillium Fiber Back

Model No.	W x D x H in	Seat Depth	Seat Height	Arm Height	Ydg	SqFt	lbs
C1434-101	69 x 38 x 30	23	18	26.5	16	320	160

Finish	COM	COL	AA	BB	CC	DD	EE	FF	GG	HH
C1434-101-AC Acrylic	10440	11349	11349	12487	13624	15671	17718	19765	21812	23858
C1434-101-FX Frost White Acrylic	11228	12137	12137	13275	14412	16459	18506	20553	22600	24646
C1434-101-GX Chill Gray Acrylic	11228	12137	12137	13275	14412	16459	18506	20553	22600	24646
C1434-101-PS Polished Stainless	9899	10784	10784	12100	13416	15464	17512	19561	21610	23657
C1434-101-B Brushed Bronze	10440	11349	11349	12487	13624	15671	17718	19765	21812	23858
C1434-101-BPC Black Powder Coat	10440	11349	11349	12487	13624	15671	17718	19765	21812	23858
C1434-101-GPC Grey Powder Coat	10440	11349	11349	12487	13624	15671	17718	19765	21812	23858
C1434-101-WPC White Powder Coat	10440	11349	11349	12487	13624	15671	17718	19765	21812	23858
C1434-101-MPL Maple Wood	8098	9164	9164	10473	11716	13558	15399	17239	19081	20919



## Clip Right Arm Facing

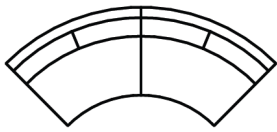
**\*For wood base, must specify wood finish.**

Springdown Seat  
Trillium Fiber Back

Model No.	W x D x H in	Seat Depth	Seat Height	Arm Height	Ydg	SqFt	lbs
C1434-102	69 x 38 x 30	23	18	26.5	16	320	160

Finish	COM	COL	AA	BB	CC	DD	EE	FF	GG	HH
C1434-102-AC Acrylic	10440	11349	11349	12487	13624	15671	17718	19765	21812	23858
C1434-102-FX Frost White Acrylic	11228	12137	12137	13275	14412	16459	18506	20553	22600	24646
C1434-102-GX Chill Gray Acrylic	11228	12137	12137	13275	14412	16459	18506	20553	22600	24646
C1434-102-PS Polished Stainless	9899	10784	10784	12100	13416	15464	17512	19561	21610	23657
C1434-102-B Brushed Bronze	10440	11349	11349	12487	13624	15671	17718	19765	21812	23858
C1434-102-BPC Black Powder Coat	10440	11349	11349	12487	13624	15671	17718	19765	21812	23858
C1434-102-GPC Grey Powder Coat	10440	11349	11349	12487	13624	15671	17718	19765	21812	23858
C1434-102-WPC White Powder Coat	10440	11349	11349	12487	13624	15671	17718	19765	21812	23858
C1434-102-MPL Maple Wood	8098	9164	9164	10473	11716	13558	15399	17239	19081	20919





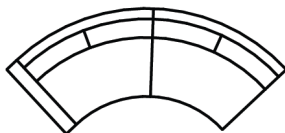
## Clip Armless Curved Sofa

**\*For wood base, must specify wood finish.**

Springdown Seat  
Trillium Fiber Back

Model No.	W x D x H in	Seat Depth	Seat Height	Arm Height	Ydg	SqFt	lbs
C1434-210	118 x 38 x 30	23	18	26.5	26	520	230

Finish	COM	COL	AA	BB	CC	DD	EE	FF	GG	HH
C1434-210-AC Acrylic	15465	16831	16831	18993	21151	24405	27583	30799	34015	37231
C1434-210-FX Frost White Acrylic	16568	17934	17934	20096	22254	25508	28686	31902	35118	38334
C1434-210-GX Chill Gray Acrylic	16568	17934	17934	20096	22254	25508	28686	31902	35118	38334
C1434-210-PS Polished Stainless	15315	16836	16836	19114	21393	24716	28040	31365	34690	38013
C1434-210-B Brushed Bronze	15465	16831	16831	18993	21151	24405	27583	30799	34015	37231
C1434-210-BPC Black Powder Coat	15465	16831	16831	18993	21151	24405	27583	30799	34015	37231
C1434-210-GPC Grey Powder Coat	15465	16831	16831	18993	21151	24405	27583	30799	34015	37231
C1434-210-WPC White Powder Coat	15465	16831	16831	18993	21151	24405	27583	30799	34015	37231
C1434-210-MPL Maple Wood	13180	14816	14816	17158	19500	22441	25383	28324	31265	33981



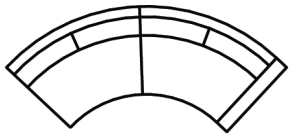
## Clip Left Arm Facing Curved Sofa

**\*For wood base, must specify wood finish.**

Springdown Seat  
Trillium Fiber Back

Model No.	W x D x H in	Seat Depth	Seat Height	Arm Height	Ydg	SqFt	lbs
C1434-211	122 x 38 x 30	23	18	26.5	28	560	250

Finish	COM	COL	AA	BB	CC	DD	EE	FF	GG	HH
C1434-211-AC Acrylic	16376	18173	18173	20447	22721	26178	29634	33090	36546	40000
C1434-211-FX Frost White Acrylic	17479	19276	19276	21550	23824	27281	30737	34193	37649	41103
C1434-211-GX Chill Gray Acrylic	17479	19276	19276	21550	23824	27281	30737	34193	37649	41103
C1434-211-PS Polished Stainless	15975	17619	17619	20013	22406	25926	29446	32966	36486	40003
C1434-211-B Brushed Bronze	16376	18173	18173	20447	22721	26178	29634	33090	36546	40000
C1434-211-BPC Black Powder Coat	16376	18173	18173	20447	22721	26178	29634	33090	36546	40000
C1434-211-GPC Grey Powder Coat	16376	18173	18173	20447	22721	26178	29634	33090	36546	40000
C1434-211-WPC White Powder Coat	16376	18173	18173	20447	22721	26178	29634	33090	36546	40000
C1434-211-MPL Maple Wood	13441	15305	15305	17629	19953	23186	26419	29653	32887	36120



## Clip Right Arm Facing Curved Sofa

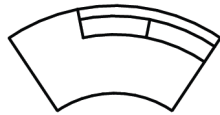
**\*For wood base, must specify wood finish.**

Springdown Seat  
Trillium Fiber Back

Model No.	W x D x H in	Seat Depth	Seat Height	Arm Height	Ydg	SqFt	lbs
C1434-212	122 x 38 x 30	23	18	26.5	28	560	250

Finish	COM	COL	AA	BB	CC	DD	EE	FF	GG	HH
C1434-212-AC Acrylic	16376	18173	18173	20447	22721	26178	29634	33090	36546	40000
C1434-212-FX Frost White Acrylic	17479	19276	19276	21550	23824	27281	30737	34193	37649	41103
C1434-212-GX Chill Gray Acrylic	17479	19276	19276	21550	23824	27281	30737	34193	37649	41103
C1434-212-PS Polished Stainless	15975	17619	17619	20013	22406	25926	29446	32966	36486	40003
C1434-212-B Brushed Bronze	16376	18173	18173	20447	22721	26178	29634	33090	36546	40000
C1434-212-BPC Black Powder Coat	16376	18173	18173	20447	22721	26178	29634	33090	36546	40000
C1434-212-GPC Grey Powder Coat	16376	18173	18173	20447	22721	26178	29634	33090	36546	40000
C1434-212-WPC White Powder Coat	16376	18173	18173	20447	22721	26178	29634	33090	36546	40000
C1434-212-MPL Maple Wood	13441	15305	15305	17629	19953	23186	26419	29653	32887	36120



## Clip Left Chaise

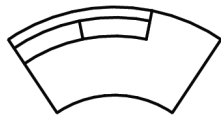
**\*For wood base, must specify wood finish.**

Springdown Seat  
Trillium Fiber Back

Model No.	W x D x H in	Seat Depth	Seat Height	Arm Height	Ydg	SqFt	lbs
C1434-213	90 x 38 x 30	23	18	26.5	16	320	160

Finish	COM	COL	AA	BB	CC	DD	EE	FF	GG	HH
C1434-213-AC Acrylic	13624	14533	14533	15899	17262	19347	21429	23513	36546	27678
C1434-213-FX Frost White Acrylic	14727	15636	15636	17002	18365	20450	22532	24616	37649	28781
C1434-213-GX Chill Gray Acrylic	14727	15636	15636	17002	18365	20450	22532	24616	37649	28781
C1434-213-PS Polished Stainless	13190	14302	14302	15569	16836	18836	20840	22842	24844	26847
C1434-213-B Brushed Bronze	13624	14533	14533	15899	17262	19347	21429	23513	25596	27678
C1434-213-BPC Black Powder Coat	13624	14533	14533	15899	17262	19347	21429	23513	25596	27678
C1434-213-GPC Grey Powder Coat	13624	14533	14533	15899	17262	19347	21429	23513	25596	27678
C1434-213-WPC White Powder Coat	13624	14533	14533	15899	17262	19347	21429	23513	25596	27678
C1434-213-MPL Maple Wood	10166	11112	11112	12476	13837	15637	17436	19237	21038	22834



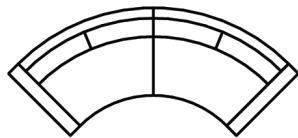
## Clip Right Chaise

**\*For wood base, must specify wood finish.**

Springdown Seat  
Trillium Fiber Back

Model No.	W x D x H in	Seat Depth	Seat Height	Arm Height	Ydg	SqFt	lbs
C1434-214	90 x 38 x 30	23	18	26.5	16	320	160

Finish	COM	COL	AA	BB	CC	DD	EE	FF	GG	HH
C1434-214-AC Acrylic	13624	14533	14533	15899	17262	19347	21429	23513	36546	27678
C1434-214-FX Frost White Acrylic	14727	15636	15636	17002	18365	20450	22532	24616	37649	28781
C1434-214-GX Chill Gray Acrylic	14727	15636	15636	17002	18365	20450	22532	24616	37649	28781
C1434-214-PS Polished Stainless	13190	14302	14302	15569	16836	18836	20840	22842	24844	26847
C1434-214-B Brushed Bronze	13624	14533	14533	15899	17262	19347	21429	23513	25596	27678
C1434-214-BPC Black Powder Coat	13624	14533	14533	15899	17262	19347	21429	23513	25596	27678
C1434-214-GPC Grey Powder Coat	13624	14533	14533	15899	17262	19347	21429	23513	25596	27678
C1434-214-WPC White Powder Coat	13624	14533	14533	15899	17262	19347	21429	23513	25596	27678
C1434-214-MPL Maple Wood	10166	11112	11112	12476	13837	15637	17436	19237	21038	22834



## Clip Curved Sofa

**\*For wood base, must specify wood finish.**

Springdown Seat  
Trillium Fiber Back

Model No.	W x D x H in	Seat Depth	Seat Height	Arm Height	Ydg	SqFt	lbs
C1434-308	126 x 38 x 30	23	18	26.5	28	560	280

Finish	COM	COL	AA	BB	CC	DD	EE	FF	GG	HH
C1434-308-AC Acrylic	16831	18651	18651	20924	23198	26727	30253	33782	37309	40838
C1434-308-FX Frost White Acrylic	17934	19754	19754	22027	24301	27830	31356	34885	38412	41941
C1434-308-GX Chill Gray Acrylic	17934	19754	19754	22027	24301	27830	31356	34885	38412	41941
C1434-308-PS Polished Stainless	16202	17619	17619	19833	22048	25927	29805	33683	37561	41435
C1434-308-B Brushed Bronze	16831	18651	18651	20924	23198	26727	30253	33782	37309	40838
C1434-308-BPC Black Powder Coat	16831	18651	18651	20924	23198	26727	30253	33782	37309	40838
C1434-308-GPC Grey Powder Coat	16831	18651	18651	20924	23198	26727	30253	33782	37309	40838
C1434-308-WPC White Powder Coat	16831	18651	18651	20924	23198	26727	30253	33782	37309	40838
C1434-308-MPL Maple Wood	14049	15824	15824	18417	21012	24464	27917	31370	31081	38275



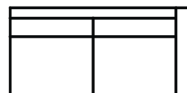
## Clip Left Arm Facing Sofa

**\*For wood base, must specify wood finish.**

Springdown Seat  
Trillium Fiber Back

Model No.	W x D x H in	Seat Depth	Seat Height	Arm Height	Ydg	SqFt	lbs
C1434-311	78 x 38 x 30	23	18	26.5	16	320	160

Finish	COM	COL	AA	BB	CC	DD	EE	FF	GG	HH
C1434-311-AC Acrylic	11144	12055	12055	13191	14330	16426	18523	20621	22717	24812
C1434-311-FX Frost White Acrylic	12247	13158	13158	14294	15433	17529	19626	21724	23820	25915
C1434-311-GX Chill Gray Acrylic	12247	13158	13158	14294	15433	17529	19626	21724	23820	25915
C1434-311-PS Polished Stainless	10252	11036	11036	12417	13798	15925	18051	20178	22306	24429
C1434-311-B Brushed Bronze	11144	12055	12055	13191	14330	16426	18523	20621	22717	24812
C1434-311-BPC Black Powder Coat	11144	12055	12055	13191	14330	16426	18523	20621	22717	24812
C1434-311-GPC Grey Powder Coat	11144	12055	12055	13191	14330	16426	18523	20621	22717	24812
C1434-311-WPC White Powder Coat	11144	12055	12055	13191	14330	16426	18523	20621	22717	24812
C1434-311-MPL Maple Wood	8318	9216	9216	6758	11788	13571	15355	17138	18922	20704



## Clip Right Arm Facing Sofa

**\*For wood base, must specify wood finish.**

Springdown Seat  
Trillium Fiber Back

Model No.	W x D x H in	Seat Depth	Seat Height	Arm Height	Ydg	SqFt	lbs
C1434-312	78 x 38 x 30	23	18	26.5	16	320	160

Finish	COM	COL	AA	BB	CC	DD	EE	FF	GG	HH
C1434-312-AC Acrylic	11144	12055	12055	13191	14330	16426	18523	20621	22717	24812
C1434-312-FX Frost White Acrylic	12247	13158	13158	14294	15433	17529	19626	21724	23820	25915
C1434-312-GX Chill Gray Acrylic	12247	13158	13158	14294	15433	17529	19626	21724	23820	25915
C1434-312-PS Polished Stainless	10252	11036	11036	12417	13798	15925	18051	20178	22306	24429
C1434-312-B Brushed Bronze	11144	12055	12055	13191	14330	16426	18523	20621	22717	24812
C1434-312-BPC Black Powder Coat	11144	12055	12055	13191	14330	16426	18523	20621	22717	24812
C1434-312-GPC Grey Powder Coat	11144	12055	12055	13191	14330	16426	18523	20621	22717	24812
C1434-312-WPC White Powder Coat	11144	12055	12055	13191	14330	16426	18523	20621	22717	24812
C1434-312-MPL Maple Wood	8318	9216	9216	6758	11788	13571	15355	17138	18922	20704



## Clip Sofa

**\*For wood base, must specify wood finish.**

Springdown Seat  
Trillium Fiber Back

Model No.	W x D x H in	Seat Depth	Seat Height	Arm Height	Ydg	SqFt	lbs
C1434-313	84 x 38 x 30	23	18	26.5	18	360	190

Finish	COM	COL	AA	BB	CC	DD	EE	FF	GG	HH
C1434-313-AC Acrylic	12509	13421	13421	14886	16353	18522	20691	22860	25031	27201
C1434-313-FX Frost White Acrylic	13612	14524	14524	15989	17456	19625	21794	23963	26134	28304
C1434-313-GX Chill Gray Acrylic	13612	14524	14524	15989	17456	19625	21794	23963	26134	28304
C1434-313-PS Polished Stainless	11898	12910	12910	14430	15949	18261	20573	22887	25200	27511
C1434-313-B Brushed Bronze	125026	13421	13421	14886	16353	18522	20691	22860	25031	27201
C1434-313-BPC Black Powder Coat	125026	13421	13421	14886	16353	18522	20691	22860	25031	27201
C1434-313-GPC Grey Powder Coat	125026	13421	13421	14886	16353	18522	20691	22860	25031	27201
C1434-313-WPC White Powder Coat	125026	13421	13421	14886	16353	18522	20691	22860	25031	27201
C1434-313-MPL Maple Wood	9899	10913	10913	12493	14075	16097	18120	20143	22167	24189



## Clip Left Arm Facing Chaise

**\*For wood base, must specify wood finish.**

Springdown Seat  
Trillium Fiber Back

Model No.	W x D x H in	Seat Depth	Seat Height	Arm Height	Ydg	SqFt	lbs
C1434-401	112 x 38 x 30	23	18	26.5	20	400	200

Finish	COM	COL	AA	BB	CC	DD	EE	FF	GG	HH
C1434-401-AC Acrylic	13624	14533	14533	15899	17262	20779	24296	27812	31329	34841
C1434-401-FX Frost White Acrylic	14727	15636	15636	17002	18365	21882	25399	28915	32432	35944
C1434-401-GX Chill Gray Acrylic	14727	15636	15636	17002	18365	21882	25399	28915	32432	35944
C1434-401-PS Polished Stainless	13289	14303	14303	16077	17849	20365	22883	25400	27917	30434
C1434-401-B Brushed Bronze	13624	14533	14533	15899	17262	20779	24296	27812	31329	34841
C1434-401-BPC Black Powder Coat	13624	14533	14533	15899	17262	20779	24296	27812	31329	34841
C1434-401-GPC Grey Powder Coat	13624	14533	14533	15899	17262	20779	24296	27812	31329	34841
C1434-401-WPC White Powder Coat	13624	14533	14533	15899	17262	20779	24296	27812	31329	34841
C1434-401-MPL Maple Wood	10515	11640	11640	13252	14863	17153	19444	21735	24024	26313

## Clip Right Arm Facing Chaise



**\*For wood base, must specify wood finish.**

Springdown Seat  
Trillium Fiber Back

Model No.	W x D x H in	Seat Depth	Seat Height	Arm Height	Ydg	SqFt	Ibs
C1434-402	112 x 38 x 30	23	18	26.5	20	400	200

Finish	COM	COL	AA	BB	CC	DD	EE	FF	GG	HH
C1434-402-AC Acrylic	13624	14533	14533	15899	17262	20779	24296	27812	31329	34841
C1434-402-FX Frost White Acrylic	14727	15636	15636	17002	18365	21882	25399	28915	32432	35944
C1434-402-GX Chill Gray Acrylic	14727	15636	15636	17002	18365	21882	25399	28915	32432	35944
C1434-402-PS Polished Stainless	13289	14303	14303	16077	17849	20365	22883	25400	27917	30434
C1434-402-B Brushed Bronze	13624	14533	14533	15899	17262	20779	24296	27812	31329	34841
C1434-402-BPC Black Powder Coat	13624	14533	14533	15899	17262	20779	24296	27812	31329	34841
C1434-402-GPC Grey Powder Coat	13624	14533	14533	15899	17262	20779	24296	27812	31329	34841
C1434-402-WPC White Powder Coat	13624	14533	14533	15899	17262	20779	24296	27812	31329	34841
C1434-402-MPL Maple Wood	10515	11640	11640	13252	14863	17153	19444	21735	24024	26313