



Circle Sectional

Designed by Milo Baughman

Base Options

Stainless steel with metal finishes.

Custom powder coat finish - call for pricing.

Ganging Brackets Standard.

Upholstery Options

Contrasting fabrics of different grades - use higher grade pricing

Same grade fabric combination - 160

Contrasting welt - 160

For COM, refer to COM form for fabric application details.

Cushion Options

Ultraplush and 2.5 density foam seat and trillium fiber back is standard.

Extra firm cushioning - 160

Metal Finish Options



Polished
Stainless



Brushed
Bronze



Dark
Bronze



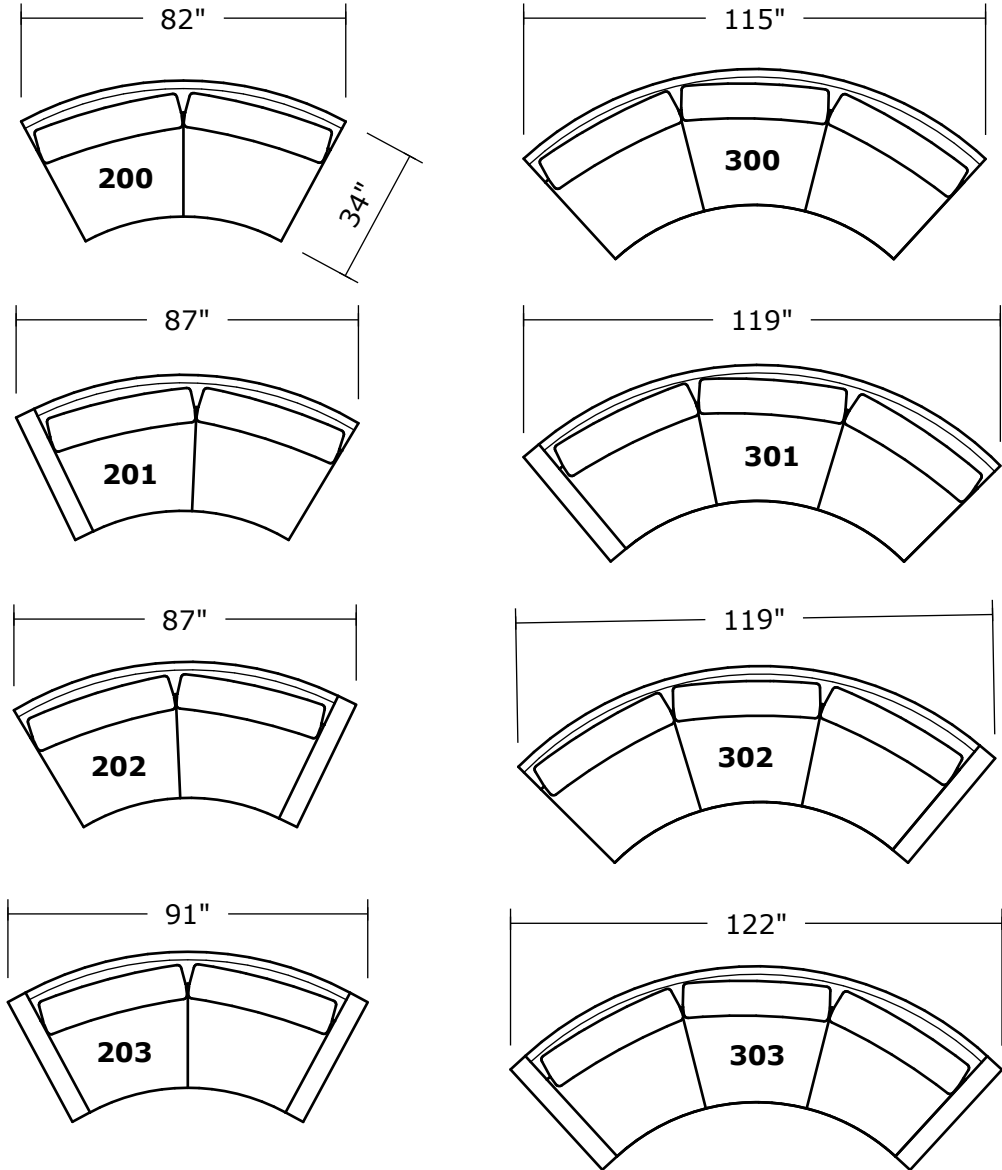
Black
Powder Coat



White
Powder Coat



Grey
Powder Coat





Circle Armless Loveseat

Ultraplush Seat
Trillium Back

Model No.	W x D x H in	Seat Depth	Seat Height	Arm Height	Ydg	SqFt	lbs
C1224-200	82 x 34 x 25	22	17	N/A	13	260	140

Finish	COM	COL	AA	BB	CC	DD	EE	FF	GG	HH
C1224-200-PS Polished Stainless	7355	8318	8318	9896	11474	12819	14166	15512	16858	18201
C1224-200-B Bronze	7571	8536	8536	10113	11691	13038	14386	15732	17080	18429
C1224-200-DB Dark Bronze	7571	8536	8536	10113	11691	13038	14386	15732	17080	18429
C1224-200-BPC Black Powder Coat	7571	8536	8536	10113	11691	13038	14386	15732	17080	18429
C1224-200-GPC Grey Powder Coat	7571	8536	8536	10113	11691	13038	14386	15732	17080	18429
C1224-200-WPC White Powder Coat	7571	8536	8536	10113	11691	13038	14386	15732	17080	18429

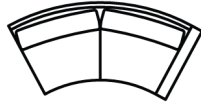


Circle Left Arm Facing Loveseat

Ultraplush Seat
Trillium Back

Model No.	W x D x H in	Seat Depth	Seat Height	Arm Height	Ydg	SqFt	lbs
C1224-201	87 x 34 x 25	22	17	24	13.5	270	160

Finish	COM	COL	AA	BB	CC	DD	EE	FF	GG	HH
C1224-201-PS Polished Stainless	7835	8801	8801	10490	12178	13641	15104	17192	180192	19493
C1224-201-B Bronze	8052	9017	9017	10706	12394	13859	15325	16790	18256	19720
C1224-201-DB Dark Bronze	8052	9017	9017	10706	12394	13859	15325	16790	18256	19720
C1224-201-BPC Black Powder Coat	8052	9017	9017	10706	12394	13859	15325	16790	18256	19720
C1224-201-GPC Grey Powder Coat	8052	9017	9017	10706	12394	13859	15325	16790	18256	19720
C1224-201-WPC White Powder Coat	8052	9017	9017	10706	12394	13859	15325	16790	18256	19720

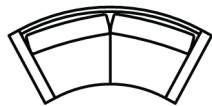


Circle Right Arm Facing Loveseat

Ultraplush Seat
Trillium Back

Model No.	W x D x H in	Seat Depth	Seat Height	Arm Height	Ydg	SqFt	lbs
C1224-202	87 x 34 x 25	22	17	24	13.5	270	160

Finish	COM	COL	AA	BB	CC	DD	EE	FF	GG	HH
C1224-202-PS Polished Stainless	7835	8801	8801	10490	12178	13641	15104	17192	180192	19493
C1224-202-B Bronze	8052	9017	9017	10706	12394	13859	15325	16790	18256	19720
C1224-202-DB Dark Bronze	8052	9017	9017	10706	12394	13859	15325	16790	18256	19720
C1224-202-BPC Black Powder Coat	8052	9017	9017	10706	12394	13859	15325	16790	18256	19720
C1224-202-GPC Grey Powder Coat	8052	9017	9017	10706	12394	13859	15325	16790	18256	19720
C1224-202-WPC White Powder Coat	8052	9017	9017	10706	12394	13859	15325	16790	18256	19720

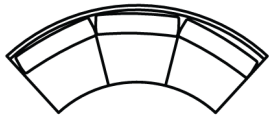


Circle Loveseat

Ultraplush Seat
Trillium Back

Model No.	W x D x H in	Seat Depth	Seat Height	Arm Height	Ydg	SqFt	lbs
C1224-203	91 x 34 x 25	22	17	24	15	300	180

Finish	COM	COL	AA	BB	CC	DD	EE	FF	GG	HH
C1224-203-PS Polished Stainless	8077	9042	9042	10731	12416	13979	15542	17105	18668	20226
C1224-203-B Bronze	8295	9260	9260	10945	12632	14196	15760	17325	18889	20451
C1224-203-DB Dark Bronze	8295	9260	9260	10945	12632	14196	15760	17325	18889	20451
C1224-203-BPC Black Powder Coat	8295	9260	9260	10945	12632	14196	15760	17325	18889	20451
C1224-203-GPC Grey Powder Coat	8295	9260	9260	10945	12632	14196	15760	17325	18889	20451
C1224-203-WPC White Powder Coat	8295	9260	9260	10945	12632	14196	15760	17325	18889	20451

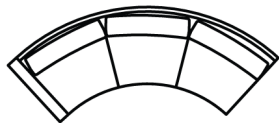


Circle Armless Sofa

Ultraplush Seat
Trillium Back

Model No.	W x D x H in	Seat Depth	Seat Height	Arm Height	Ydg	SqFt	lbs
C1224-300	115 x 34 x 25	22	17	N/A	17	340	180

Finish	COM	COL	AA	BB	CC	DD	EE	FF	GG	HH
C1224-300-PS Polished Stainless	9669	11213	11213	12417	13621	15551	17479	19407	21337	23265
C1224-300-B Bronze	10056	11598	11598	12803	14007	15940	17875	19808	21742	23671
C1224-300-DB Dark Bronze	10056	11598	11598	12803	14007	15940	17875	19808	21742	23671
C1224-300-BPC Black Powder Coat	10056	11598	11598	12803	14007	15940	17875	19808	21742	23671
C1224-300-GPC Grey Powder Coat	10056	11598	11598	12803	14007	15940	17875	19808	21742	23671
C1224-300-WPC White Powder Coat	10056	11598	11598	12803	14007	15940	17875	19808	21742	23671

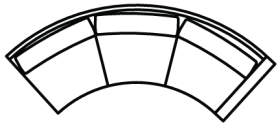


Circle Left Arm Sofa

Ultraplush Seat
Trillium Back

Model No.	W x D x H in	Seat Depth	Seat Height	Arm Height	Ydg	SqFt	lbs
C1224-301	119 x 34 x 25	22	17	24	19	380	182

Finish	COM	COL	AA	BB	CC	DD	EE	FF	GG	HH
C1224-301-PS Polished Stainless	10271	11716	11716	13633	15551	17499	19448	21396	23344	25289
C1224-301-B Bronze	10658	12102	12102	14020	15937	17890	19842	21794	23746	25694
C1224-301-DB Dark Bronze	10658	12102	12102	14020	15937	17890	19842	21794	23746	25694
C1224-301-BPC Black Powder Coat	10658	12102	12102	14020	15937	17890	19842	21794	23746	25694
C1224-301-GPC Grey Powder Coat	10658	12102	12102	14020	15937	17890	19842	21794	23746	25694
C1224-301-WPC White Powder Coat	10658	12102	12102	14020	15937	17890	19842	21794	23746	25694

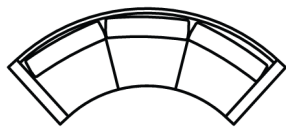


Circle Right Arm Sofa

Ultraplush Seat
Trillium Back

Model No.	W x D x H in	Seat Depth	Seat Height	Arm Height	Ydg	SqFt	lbs
C1224-302	119 x 34 x 25	22	17	24	19	380	182

Finish	COM	COL	AA	BB	CC	DD	EE	FF	GG	HH
C1224-302-PS Polished Stainless	10271	11716	11716	13633	15551	17499	19448	21396	23344	25289
C1224-200-B Bronze	10658	12102	12102	14020	15937	17890	19842	21794	23746	25694
C1224-302-DB Dark Bronze	10658	12102	12102	14020	15937	17890	19842	21794	23746	25694
C1224-302-BPC Black Powder Coat	10658	12102	12102	14020	15937	17890	19842	21794	23746	25694
C1224-302-GPC Grey Powder Coat	10658	12102	12102	14020	15937	17890	19842	21794	23746	25694
C1224-302-WPC White Powder Coat	10658	12102	12102	14020	15937	17890	19842	21794	23746	25694



Circle Sofa

Ultraplush Seat
Trillium Back

Model No.	W x D x H in	Seat Depth	Seat Height	Arm Height	Ydg	SqFt	lbs
C1224-303	122 x 34 x 25	22	17	24	20	400	210

Finish	COM	COL	AA	BB	CC	DD	EE	FF	GG	HH
C1224-200-PS Polished Stainless	10608	12537	12537	14333	16128	18367	20603	22842	25080	27314
C1224-200-B Bronze	10996	12922	12922	14718	16514	18756	20998	23240	25482	27724
C1224-200-DB Dark Bronze	10996	12922	12922	14718	16514	18756	20998	23240	25482	27724
C1224-200-BPC Black Powder Coat	10996	12922	12922	14718	16514	18756	20998	23240	25482	27724
C1224-200-GPC Grey Powder Coat	10996	12922	12922	14718	16514	18756	20998	23240	25482	27724
C1224-200-WPC White Powder Coat	10996	12922	12922	14718	16514	18756	20998	23240	25482	27724